








Moon Phases Flipbook

Cut out the cards below and staple them together on the left side. Flip the pages quickly to see the moon change phases. For easier flipping, print the cards on firm paper or paste each one onto a separate index card and staple the index cards on the left side.

<p>1</p> <p>New Moon</p> 	<p>5</p> <p>Full Moon</p> 
<p>2</p> <p>Waxing Crescent</p> 	<p>6</p> <p>Waning Gibbous</p> 
<p>3</p> <p>First Quarter</p> 	<p>7</p> <p>Last Quarter</p> 
<p>4</p> <p>Waxing Gibbous</p> 	<p>8</p> <p>Waning Crescent</p> 